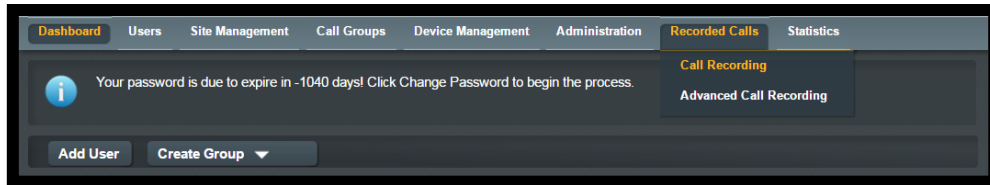
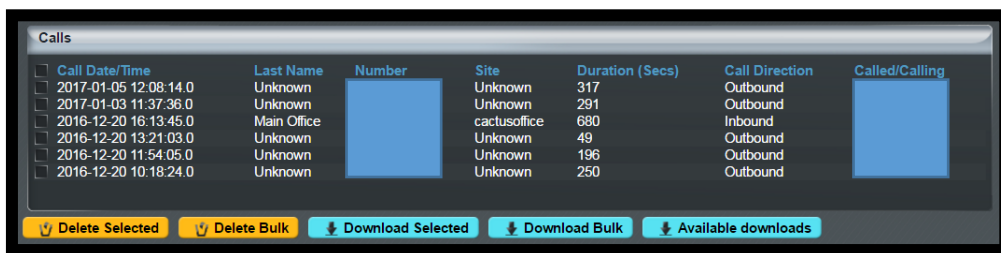






How To Delete Call Recordings

Whilst on the Dashboard, hover over Recorded Calls and click on Advanced Call Recording.



Now, you can search for specific call recordings in a certain time frame or by a certain user or Hunt Group. Please refer to 'How to Access and Download Call Recordings' document for how to search. Once you have searched for the recordings, this page will show.



Then select all the calls you want to delete and press . It will then ask you if you wish to continue to which you need to press the  button again. If you would like to delete up to 1000 call recordings all in one go, please press the  button and press .

